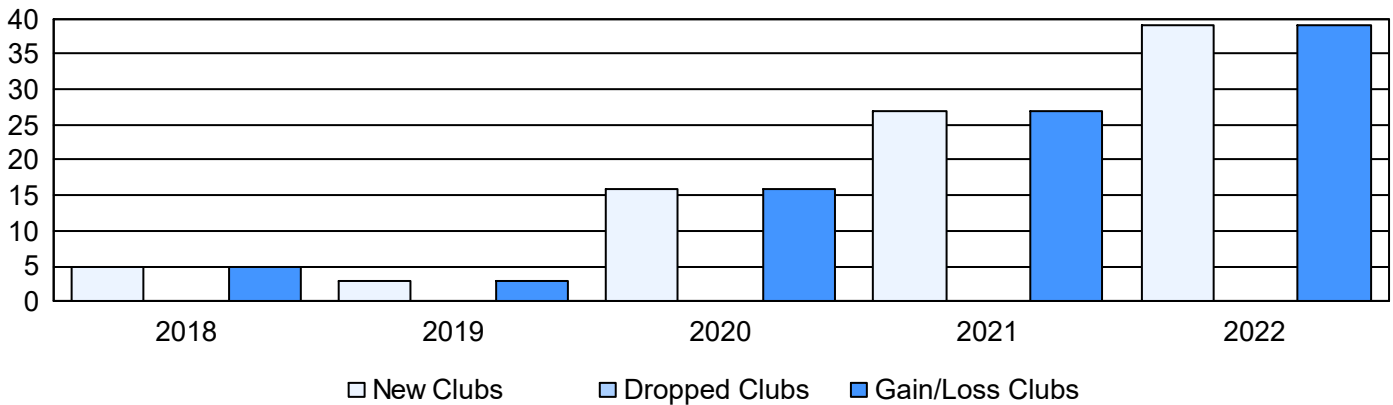
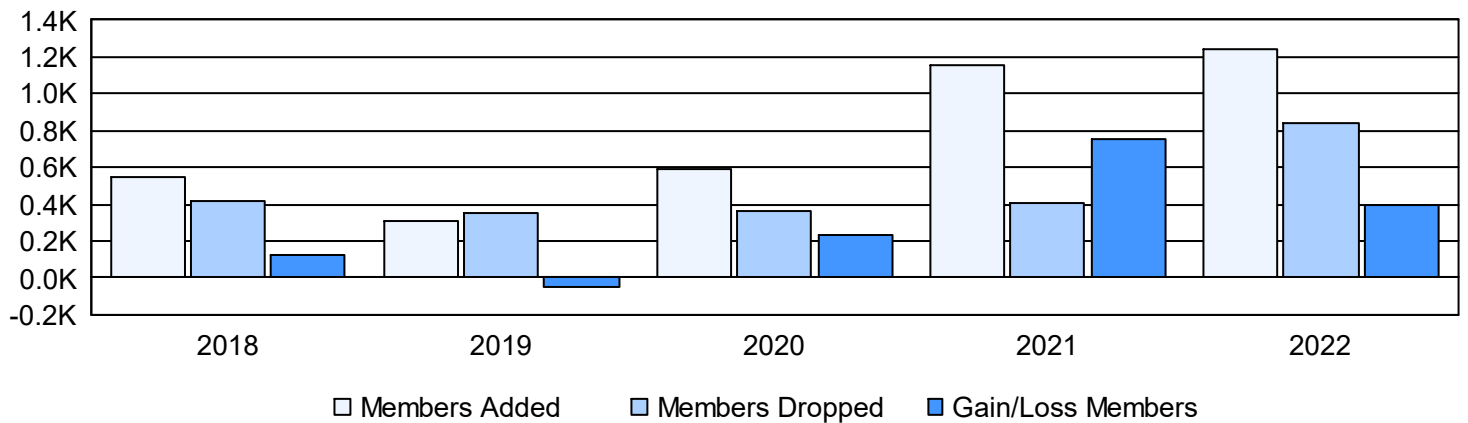


Year	New Clubs	Dropped Clubs	Gain/ Loss Clubs	New Members	Charter Members	Reinstate Members	Transfer Members	Total Member Added	Total Members Dropped	Gain/ Loss Members
2017-2018	5	0	5	302	183	56	1	542	414	128
2018-2019	3	0	3	207	97	6	1	311	356	-45
2019-2020	16	0	16	213	365	9	1	588	358	230
2020-2021	27	0	27	498	633	24	5	1,160	408	752
2021-2022	39	0	39	366	859	10	5	1,240	844	396
<b>Average</b>	<b>18</b>	<b>0</b>	<b>18</b>	<b>317</b>	<b>427</b>	<b>21</b>	<b>3</b>	<b>768</b>	<b>476</b>	<b>292</b>

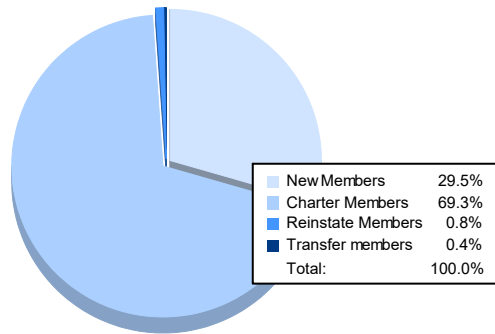
### Clubs



### Members



### Membership Composition June 2022 Cumulative



### Gender Composition June 2022 Cumulative

